









## Guidance Notes on School Shoes

|   |   |   |
|---|---|---|
|  <p style="text-align: right;">✓</p>   | <p>Velcro shoes are acceptable, but they should be in a shoe, rather than a trainer style.</p> <p>The soles should be generally smooth sided, rather than with detailed patterning and indentations which is typically on trainers. The material should be plain with minimal panels, rather than the stitching and detail which is on a trainer style.</p> |  <p style="text-align: right;">X</p>   |
|  <p style="text-align: right;">✓</p>  | <p>The shoe material should be smooth or with minimal patterns such as Brogue style shoes. Detailed patterning and changes in material are more of a trainer style and are not allowed.</p> <p>Fabric, Canvas and aerated fabric are not allowed and shoes with a heel loop are also not allowed.</p>   |  <p style="text-align: right;">X</p>  |
|  <p style="text-align: right;">✓</p> | <p>Lace up shoes should not look like a trainer style shoe. Very rounded toes and trainer style soles suggest a trainer, rather than a shoe.</p> <p>Thicker, round lace styles also suggest a trainer style which is not allowed.</p>   |  <p style="text-align: right;">X</p> |
|  <p style="text-align: right;">✓</p> | <p>Slip on leather shoes with subtle stitching are allowed BUT plimsolls and VANS are NOT allowed.</p>  |  <p style="text-align: right;">X</p> |

### Sports Footwear:

- Training shoes with non-marking sole for indoor use.
- Rugby/soccer boots (NB: boots should not be fitted with nylon studs – rubber or aluminium safety studs should be fitted which have the British Safety Standard kite mark on them).
- Outside training shoes – for use on astroturf/grass in the summer