

# Welcome back to School

10 March 2021



# How are you feeling about coming back?

- Excited?
- Happy?
- Sad?
- A little bit anxious?



# Government Guidance



Cases in our vicinity in the last 7 days

**12 cases in Totteridge  
and Terriers**



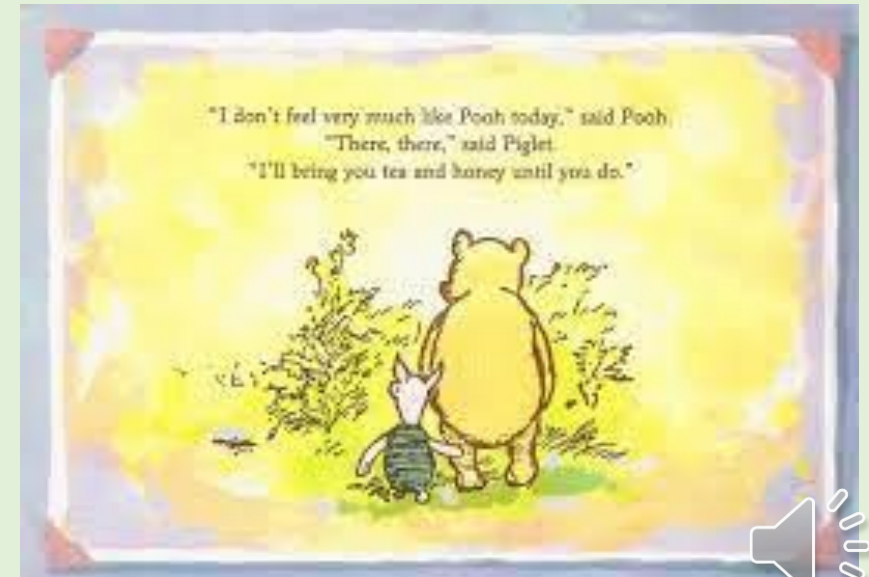
# Testing

- 3 LFD tests before return
- Optional
- 2 LFD tests/week at home – ongoing
- Supported with PCR tests



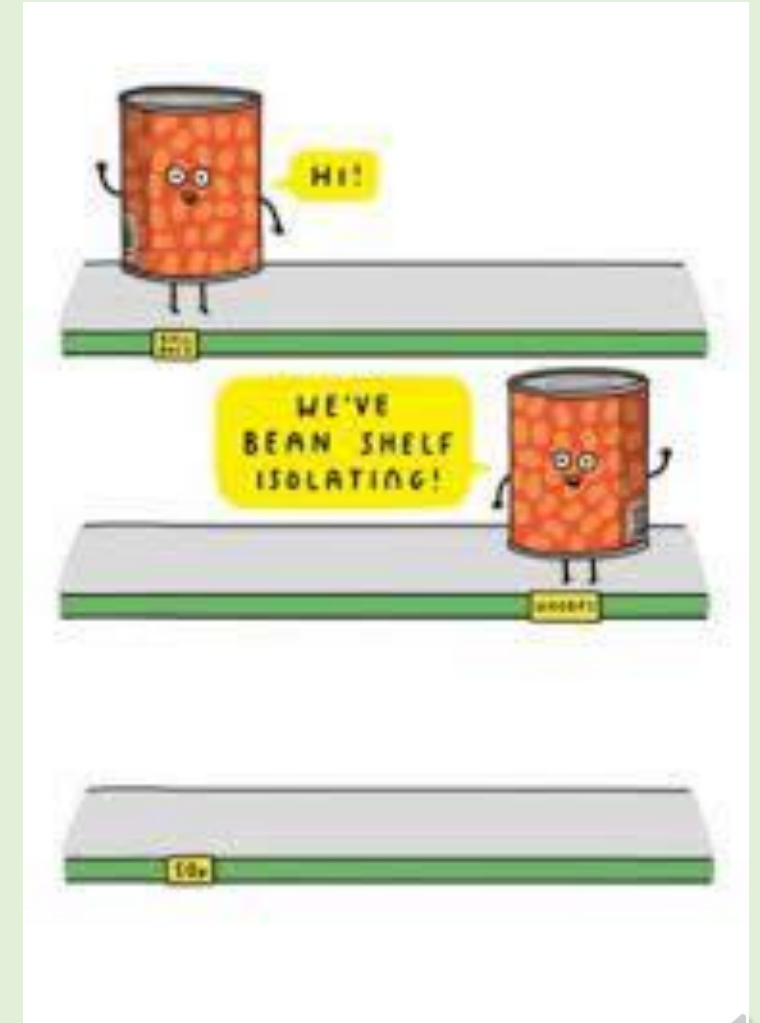
# Symptoms

- Please do not attend School if you have any of the following symptoms
  - High temperature – you feel hot to touch on your chest or back
  - A new continuous cough- coughing a lot for more than an hour, or 3 or more coughing episodes in 24 hours
  - A loss or change to your sense of smell or taste
- Please also note:
  - *Severe Fatigue*
  - *Sore throat or hoarse voice*
  - *Headache*
  - *Diarrhoea*




# Isolation

- If anyone in our School Community develops any of the symptoms mentioned on the previous page, we will ask them to isolate.
- We will also ask that any positive cases now isolate for 14 days, rather than the government guidance of 10 days



# Social distancing

- Whatever the size of the group, they should be kept apart from other groups where possible.
- We will encourage pupils to keep their distance within groups.
- We will try to limit interaction, sharing of rooms and social spaces between groups as much as possible.
- **We ask that our staff continue to maintain distance from their pupils, staying at the front of the class, and away from their colleagues where possible. Ideally, adults should maintain 2 metre distance from each other and from children.**





# Masks

- Communal areas
- Classrooms
- Teachers can remove masks when teaching – we have asked they explain to the boys why you are doing this
- **Face visors or shields should not be worn as an alternative to face coverings. They may protect against droplet spread in specific circumstances but are unlikely to be effective in reducing aerosol transmission when used without an additional face covering.**



# Masks guidance – how to use them properly

 World Health Organization

## How to put on, use, take off and dispose of a mask

- 

Before putting on a mask, wash hands with alcohol-based hand rub or soap and water
- 

Cover mouth and nose with mask and make sure there are no gaps between your face and the mask.

Avoid touching the mask while using it; if you do, clean your hands with alcohol-based hand rub or soap and water
- 

Replace the mask with a new one as soon as it is damp and do not re-use single-use masks
- 

To remove the mask: remove it from behind (do not touch the front of mask); discard immediately in a closed bin; wash hands with alcohol-based hand rub or soap and water



‘Catch it,  
bin it,  
kill it’

## CATCH IT

Germs spread easily. Always carry tissues and use them to catch your cough or sneeze.



## BIN IT

Germs can live for several hours on tissues. Dispose of your tissue as soon as possible.



## KILL IT

Hands can transfer germs to every surface you touch. Clean your hands as soon as you can.



**NHS**

[www.nhs.uk](http://www.nhs.uk)



# Hand hygiene – wipes and hand sanitisers

- Coronavirus (COVID-19) is an easy virus to kill when it is on skin. This can be done with soap and water or hand sanitiser.
- You must ensure that pupils clean their hands regularly, including:
  - when they arrive at the school
  - when they return from breaks
  - when they change rooms
  - before and after eating



# Cleaning in classrooms

- Wipes in all classrooms



# Ventilation

- Natural ventilation – opening windows (in cooler weather windows should be opened just enough to provide constant background ventilation and opened more fully during breaks to purge the air in the space).



# Timetables

- w/c 15 March – timetable from before Christmas, will be shared again

<i>Timings</i>	<i>school</i>
845	<i>registration</i>
905	<i>start - 1</i>
945	<i>2</i>
1020	<i>movement</i>
1025	<i>3</i>
1105	<i>4</i>
1145	<i>lunch 1</i>
1225	<i>5</i>
1305	<i>6</i>
1345	<i>lunch 2</i>
1420	<i>7</i>
1500	<i>8</i>
1540	<i>finish</i>



# Lunch access times

	Canteen	Café Royal	
From 11:15		Sixth Form	Sixth Form
11:40	Year 7	Year 7	Sixth Form
11:55	Year 8	Year 8	Sixth Form
12:00	Year 9	Year 9	Sixth Form
			Sixth Form
From 13:25		Sixth Form	Sixth Form
13:45	Year 10	Year 10	Sixth Form
13:55	Year 11	Year 11	Sixth Form
14:05	Sixth Form	Sixth Form	Sixth Form





# Zoning / oneway systems

- Year 7 – Year 7 playground
  - Year 8 – Geography and Maths
  - Year 9 – Around School House
  - Year 10 – Snack Shack
  - Year 11 – UpLyme
  - Year 12 – School Field
- 
- One-way – in some buildings. But not across whole school at current time because of low rates in School before lockdown, will be held under review



# Overall, don't worry!

- We are here to look after you and we are looking forward to seeing you all

